

The Original Book for **Boys**

**GROSS STUFF**

**MAN FOOD**



**RIDDLES**

**EXPERIMENTS**



**FUN IN THE OUTDOORS**

Children's \$19.99 U.S.

ISBN 978-1-4236-3761-5



9 781423 637615

the **Big Book of BOY** stuff

**Bart King**



**GIBBS SMITH**

How can I make a **Rocket?**

How can I make **lightning?**

the **Big Book of BOY STUFF**

*Bart King*

Where can I find **NEW Practical Jokes?**


What are some great **BOOKS for boys?**

How do I tell a girl I **like** her?



## CONTENTS


Adult Introduction	9	Magic!	195
Boy Introduction	10	Making Faces! Making Sounds!	209
Activities!	11	Man Food for Manhood!	217
Dogs and Others!	26	Practical Jokes!	234
Dumb Directions on Products!	35	Rhetorical Questions!	247
Emergencies!	38	Riddles!	250
Experiments!	43	Slang!	259
Fireworks and Explosions!	56	Storytelling!	264
Flying Things!	65	Tongue Twisters Rule!	272
Fun in the Outdoors!	80	Video Games!	274
Gadgets, Tools, and Toys!	92	Weapons!	275
Indoor Games!	100	Famous Last Words!	287
Outdoor Games!	113	Acknowledgments	289
Girls, Bullies, and Parties!	127	Recommended Reading!	290
Gross Stuff!	133	Bibliography	298
Halloween: October 31 ("All Hallows' Eve")	155		
Holidays!	159		
Insults!	168		
Jokes!	174		
Juggling and Yo-Yos!	186		



## ACTIVITIES!

So, you're looking for something to do, huh? Well, you've come to the right place.

The best kind of fun is the fun you make on your own. Remember when you were a little ankle-biter and you'd make a fort by throwing a blanket or some old sheets over the couch? Or the time that you tied a garbage bag around yourself and slid down the snow-covered hill? And remember how you made your own jet plane and flew to Timbuktu?



- ★ The Most Dangerous Dance in the World! Be careful when you learn the traditional Polish dance called the *zbojnicke* (djeh-BOHJ-nick-ee). That's the one where the man swings an axe in circles above the ground and the woman has to jump over it, duck under it, and basically look out. Then she takes the axe!

## KUNG FU EGG


It's time to use lightning-quick reflexes on an egg!

**You need:** an egg  
a piece of aluminum foil  
a glass  
a playing card

Don't use a hard-boiled egg for this trick; it's more exciting if you don't! The setup for this activity only takes a moment. You just need to make a foil-ring platform to hold up the egg. Cut or tear a rectangular piece of foil and make a ring with it that will support the egg with its fat end down.

Now fill the glass about  $\frac{2}{3}$  of the way with water. Put the playing card over the glass. Finally, set the foil ring and egg in the center of the card.

Practice a few good kung fu yells and moves! Scream, chop, and kick! Finally, approach the egg. With a show of great concentration, reach out your hand and quickly and sharply flick the card hard, so that it shoots off the glass. The egg will sink into the water, and it won't even break!



- ★ Don't try this activity with an ostrich egg! Ostriches lay the biggest eggs of any bird. One of their eggs could support your weight if you stood on it, and its contents are equal to 24 chicken eggs.

## SECRET MESSAGE MAN

If you don't know how to write in invisible ink yet, here's how to do it!

**You need:** white paper  
a mirror

### Method A (easy)

Get out a pad of paper and stand in front of a mirror. Practice writing while looking at the message in the mirror. It will seem weird at first because you will be writing backwards; the mirror reverses everything!


If you find this too hard, just sit down to write. Write your message in regular writing first. Then carefully write it on a separate sheet in reverse! Remember that *everything* must be reversed; the last word of the sentence becomes the first. The word is spelled backwards and written backwards. A "d" should look like a "b." Once you're done writing your secret message, nobody will be able to read it . . . except for someone who holds it up to a mirror (or who is dyslexic!).

If this gives you trouble, take a piece of paper and rub a layer of dark crayon or pencil lead on it. Then take another sheet of paper, set it on the colored sheet, and write with a ballpoint pen or sharpened pencil. The message's reverse imprint will show up on the back.

### Method B (not hard)

**You need:** a raw potato

Take the potato and cut it in half. Using the cut end, write a message on the bathroom mirror. (I've always liked messages like "Prepare to die!") The message is invisible. BUT when someone takes a shower next, the message will show up on the mirror because of the steam! Whoohoo!



### Method C (not much harder)

**You need:** lemon juice (or milk)  
a small glass or jar  
a cotton swab  
white paper

First, pour the liquid into your glass. *Mmmm, lemony!* Now just dip the cotton swab into the liquid and then use the swab to write your message on the white paper. Re-dip the swab into the liquid if it dries out.

Let your writing dry out; it should become invisible. When you are ready to read the message, hold it up to a strong light or fire; the words will magically appear! Another way to get the message to appear is to have an adult use an iron at low temperature to "iron" the piece of paper. Because lemon juice and milk darken when heated, the message shows up.

- ★ If you ever want to read *someone else's* message in a sealed envelope, spray the envelope with hair spray. It works pretty well!

## FUN AND GAMES AFTER DARK

There's nothing better than lying in the woods at night, hearing the mysterious stirrings of nature all around you.

But I can get scared just being by myself in a dark room, much less the dark woods! If I get scared when camping, I try to figure out what each sound I hear *really* is. For example, that mysterious rustling sound is just the wind in the leaves. And that quiet swoosh is probably an owl swooping down on an unfortunate mouse. As for that scratching sound outside the tent, it is most likely a raccoon, or maybe a huge mutant cricket that is going to cut my head off and use it for soccer practice.

Wait, this isn't helping!

Remember that storytelling is one of the best things to do while camping. (See the "Storytelling!" chapter, page 264.) It's easy for our imaginations to get the better of us in the dark. So just remember that things are the same in the dark as they are in the light, but they're darker. (I'm a genius!)

### SPECIAL FEATURE: THERE IS NO MARSHMALLOW IN MARSHMALLOWS!

Yes, marshmallows are tasty; even better, they catch on fire when held over the campfire. Try toasting a marshmallow and then sucking out its melted insides, leaving only the cooked skin.

This magical food used to be made by the ancient Egyptians from the marshmallow plant (*Althaea officinalis*). For them, marshmallow was a honey-flavored candy thickened with the sap of the marshmallow plant. Today, marshmallow plants grow in the eastern United States near salt marshes and on banks near large bodies of water.

But the modern marshmallows you buy are just a mixture of sugar and gelatin. (The gelatin replaces the marshmallow sap.) How sad! This fluffy mixture is pushed through long tubes, like a Play-Doh Fun Factory. The long white tube that comes out is then cut into pieces, which usually end up on the end of a stick over a campfire. But whether you like them lightly toasted or as black as the night, remember: there is no marshmallow in marshmallows!

Telling scary stories to other kids can really get them frightened, so do it as much as possible. Pranks are also fun in the dark, but of course the jokester has to first learn that there's nothing to fear in the darkness. If you give yourself a chance, you'll find you can use your senses of hearing and touch in the night to help offset the darkness.



### THE CAMP ATTACK

Running through a camp in the dark and pulling all the tent stakes out, and then running away, is not a very clever thing to do. Try it sometime and you'll see what I mean.

### THE CREATURE IN THE SLEEPING BAG

Another trick that appeals to some people is putting a live animal like a frog or a grizzly bear in someone's sleeping bag for a joke. Don't do this! Read ahead and you will see why.

*Bill (getting into his sleeping bag):* Well, goodnight, Sam.

*Sam (smiling):* Good night.

*Bill:* I'm so tired . . . AAAAHH! . . . Hey, what's that?

*Sam:* What?

*Bill:* There's something furry in my bag! AAAAHH! It's biting my leg! Help!!

*Sam:* I reckon that's the grizzly bear that I put in your sleeping bag as a joke! Heehee!

*Bill:* Oh, I see. Good one, Sam! Hahaha, ouch, AAAAAGGG!!

## GETTING TO SLEEP

Well, it's finally time for a little shut-eye. You've made sure that the fire is safe, and you're zipped up in your sleeping bag. Say, you don't have any food in your tent, do you? If you're in bear country, that's the fastest way to get a bear in your tent with you. If you're *not* in bear country, it's a good way to get ants in your tent with you! Now all you have to do is close your eyes and go to sleep.

★ Wondering how cold it is? If you count the number of chirps a cricket makes in 15 seconds, and then add 40, you will have the current temperature, within a degree or two.