

ADVENTURE  
JOURNAL

50

THINGS  
TO TRY

ON

VACATION

Dancing, daring, dreaming! Be a mindful adventurer and find awesomeness everywhere you look. Full of super-creative ideas and activities, plus some space to add your own, the pages of this journal will help you make a great memory book of your vacation.



\$12.99



Keep special things here!

ADVENTURE  
JOURNAL

50

THINGS  
TO TRY

ON

VACATION



ADVENTURE  
JOURNAL

50 THINGS TO TRY ON VACATION

GIBBS SMITH

KIM HANKINSON

# HOW TO USE THIS BOOK

This book is full of daring-looking-thinking-listening activities everyone can try. Starting on any page, do as many activities as you can fit into a day and in any order you like.

The activities are color coded to help you choose what sort of activity you would like to do. Match the activity key below with the colored circle in the contents list opposite or the colored circle enclosing each page number throughout the book.

There are extra pages for notes and doodles throughout the book.

Have fun and have a great trip!

## ACTIVITY KEY

EXPLORE   DARE   MOVE   MAKE   RECORD   CAREFUL!



Always ask an adult when you see a red warning symbol.

## CONTENTS CHECKLIST

- |                                  |                           |
|----------------------------------|---------------------------|
| ● 1. About You                   | ● 35. Pebble Stacks       |
| ● 4. Travel Track                | ● 36. DAILY DARE          |
| ● 6. DAILY DARE                  | ● 37. Street Artist       |
| ● 7. Imagine                     | 38. Doodle Pages          |
| ● 8. Get Wet!                    | ● 40. Traffic Jam         |
| ● 9. Big City Sights             | ● 41. Take A Picnic       |
| 10. Doodle Pages                 | ● 42. DAILY DARE          |
| ● 12. Color Palette              | ● 43. Something Special   |
| ● 13. DAILY DARE                 | 44. Doodle Pages          |
| ● 14. Eco-Bingo                  | ● 46. Vacation Soundtrack |
| ● 15. New Skills                 | ● 47. Local Flora         |
| 16. Doodle Pages                 | ● 48. DAILY DARE          |
| ● 18. All I Got Was This T-Shirt | ● 49. Journey Journal     |
| ● 19. Follow The Leader          | 50. Doodle Pages          |
| ● 20. Super Stars                | ● 52. Animal Detective    |
| ● 22. Wish You Were Here         | ● 53. More Joy            |
| ● 23. Bush Skills                | ● 54. Let's Dance         |
| 24. Doodle Pages                 | ● 55. "X" Marks The Spot  |
| ● 26. Secret Map                 | 56. Doodle Pages          |
| ● 27. DAILY DARE                 | ● 58. Vacation Magnets    |
| ● 28. Eye Spy                    | ● 59. DAILY DARE          |
| ● 29. Hello-Goodbye              | ● 60. Chef's Vacation     |
| ● 30. Magic Clouds               | ● 61. Sign It!            |
| ● 31. 5 Star                     | ● 62. Memories            |
| 32. Doodle Pages                 | 63. Doodle/Notes Page     |
| ● 34. The Little Things          | 64. Doodle/Notes Page     |

# Travel Track

Record your journey from home along the travel track. Add more paper if you need.

HOME




# Eco-Bingo


How many of these natural environments can you visit?



RIVER



DESERT




FOREST



SEA



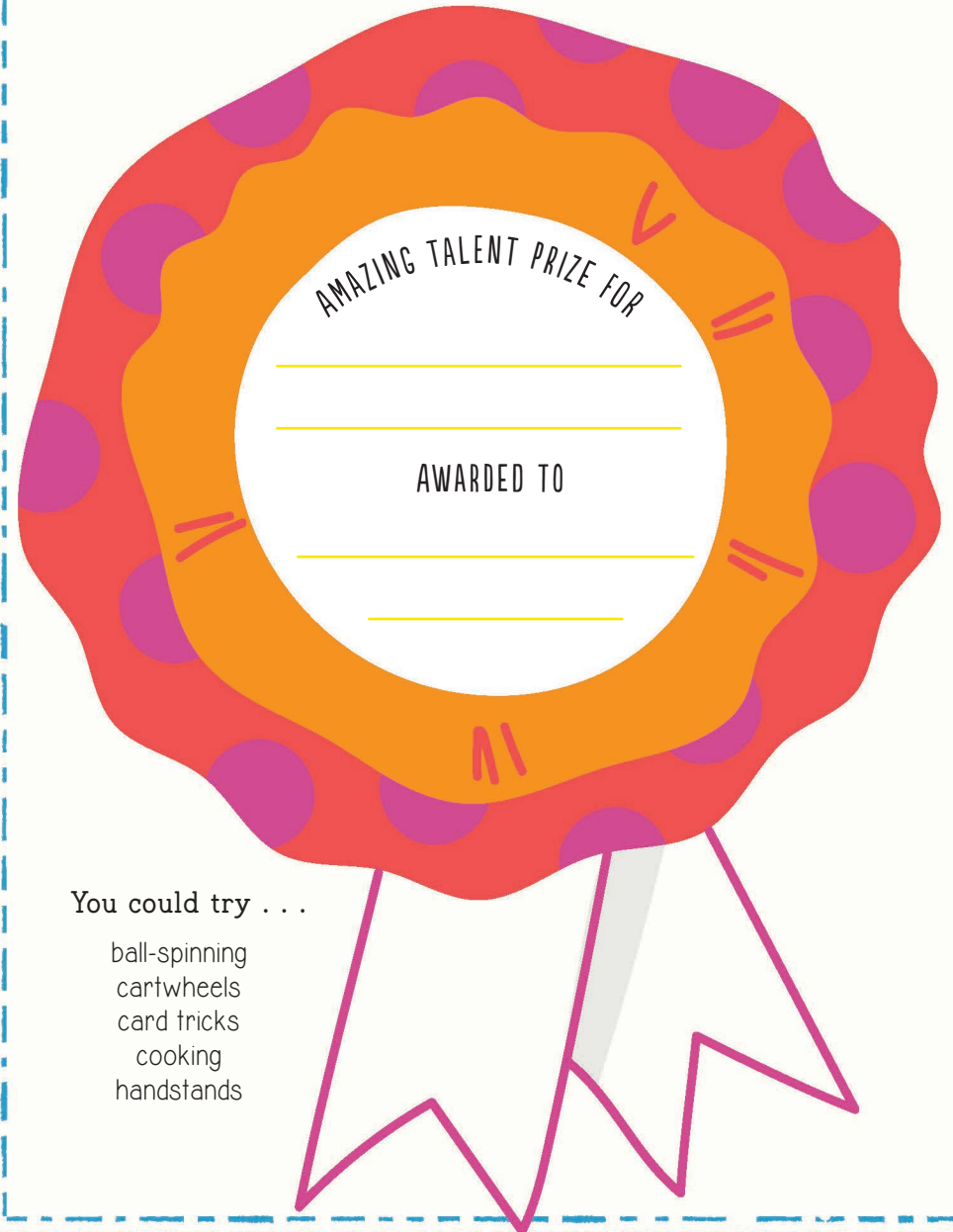
GRASSLAND



MOUNTAIN

# New Skills

Try a new activity and discover new skills!



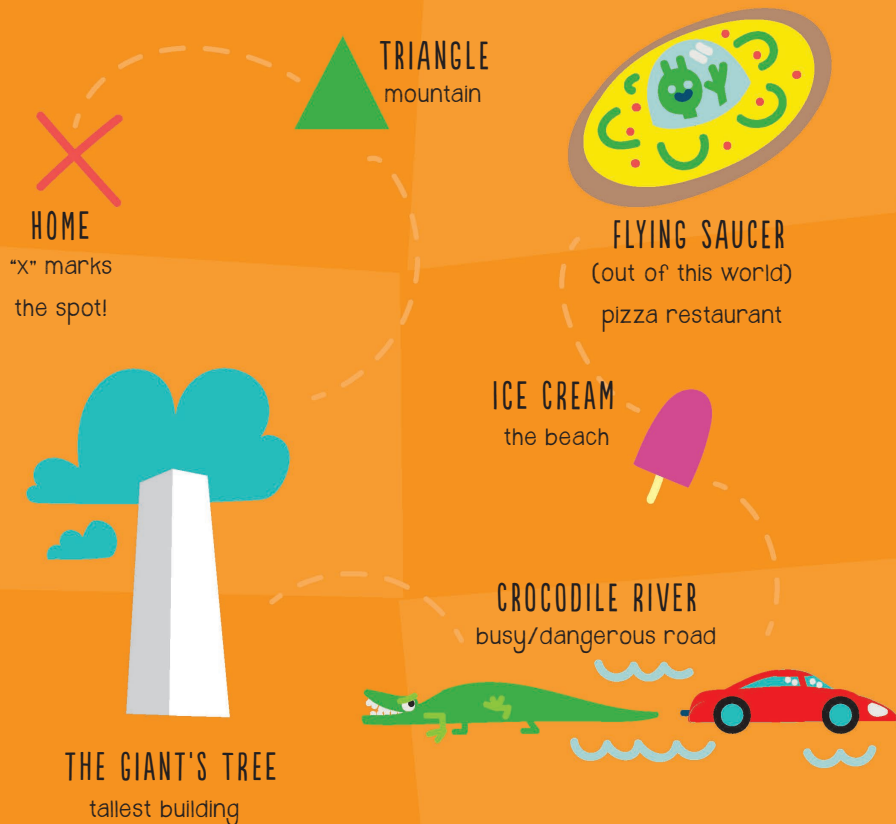
You could try . . .

- ball-spinning
- cartwheels
- card tricks
- cooking
- handstands

# Secret Map!

Create your own secret map.

First, mark the route between two chosen places with a dotted line of any shape. Mark places along the route but keep it a secret by giving each place a cryptic name and icon that only you can understand.



Stain the paper with cold tea or coffee and let it dry. Then rip the edges. This will make the paper look really old! Do the same with your clues on page 55 as well.

# DAILY DARE



Get up super early for sunrise.  
Try and take a couple of photos.  
Remember: do not look directly at the sun!

I got up at .....

We watched it from .....

Sunrise was at .....

..... watched sunrise with me.

# The Little Things

Photograph tiny things.  
It's amazing what you can miss!



# Pebble Stacks

Spot these stone stacks on a trail, hillside, or beach anywhere in the world. Build your own or add to them with these tips:

## A GOOD BASE

Find a flat, solid surface like a boulder or a big rock.

## START BIG

Start with large rocks and go smaller as you build up.

## FIND GOOD SHAPES


It's easier to work with flat, smooth rounded stones.

## TAKE YOUR TIME


Feel the weight of the rocks changing as you balance each stone.



**Create a new ice cream flavor! Describe it  
and draw a picture.**



**What's your favorite thing about summer?**



# Animal Detective

Go animal watching. Did you spot any of these?  
In a notebook, write or draw what you see.




# More Joy

Do a good deed today. Here are some deeds that anyone can try.




Tell a funny joke and make someone laugh.



Put some vacation money in a charity box.





If you are away with little brothers and sisters, be nice to them! Offer to read their favorite story or just play a game they choose.




Hold the elevator doors for the people coming in behind you!



Help with some tidying up. This always puts a smile on people's faces.




Smile! It's contagious.




# Chef's Vacation

Go to a local shop or market today and find something unusual to cook or eat with your family.



UNIQUE SOUP



WACKY SAUSAGE



FUN FRUIT AND VEGETABLES



MYSTERY DESSERT



STRANGE SEAFOOD



Go online to get recipes. Or ask the seller in the shop or at the market what to do with the ingredients!

# Sign It!

Collect photos of 10 unusual signs you see today. Here are some signs to get you started.

**STOP!**  
**No Dog Poo**  
**ROAD NAME**  
**CLOSED**  
**WARNING SIGNS**  
**TRAFFIC SIGNS**  
**SHOP SIGNS**